

NSP Snapshots Study



Results from the third quarterly two week snapshot: September 2020

The NSP Snapshots study aims to identify service use trends and describe service user experiences, needs and outcomes of Victorian Needle and Syringe Programs. This snapshot ran from 31 Aug – 13 Sept 2020.

There were **1034 service contacts** in this round that answered the Snapshots survey.

738 (71%) Access Health St Kilda	46 (4%) Carrington Health Box Hill/CHOPER	130 (13%) North Richmond Community Health	56 (6%) cohealth Braybrook	64 (6%) Healthworks Footscray
--	---	---	--------------------------------------	---

Since Stage 4 COVID-19 restrictions began, **44%** of contacts reported that their drug use **remained stable**

11% use decreased a lot



20% use decreased a little

16% use increased a little



8% use increased a lot

24%
Range: 19-44%



of contacts had experienced interactions with police

*Ranges between sites

Of overall sample:

51 (5%) nothing happened

74 (7%) were issued a warning



Contacts were fined for:

- for breaching curfew: **36 (3%)**
- being out of the house for a non-essential reason: **29 (3%)**
- for being more than 5km from home: **23 (2%)**
- not wearing masks: **18 (2%)**

Contacts were arrested for:

- drug-related charges: **8 (1%)**
- other charges: **10 (1%)**


*Multiple responses could be recorded

Last drug injected:

Sept 2020:

June 2020:

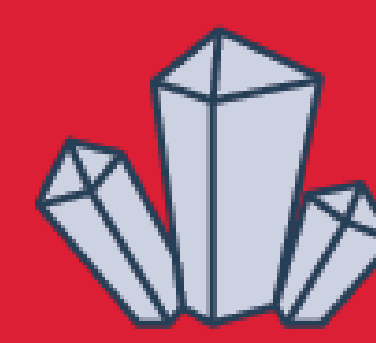
Heroin



51%

53%


Meth/ amphetamines



43%

39%

PIEDs



3%

3%


Pharmaceuticals



2%

2%

Other



1%

2%

Other: cocaine, MDMA, mixtures | PIEDs: Performance or Image Enhancing Drugs

NSP Snapshots Study

Results from the third quarterly two-week snapshot: September 2020

The NSP Snapshots study aims to identify service use trends and describe service user experiences, needs and outcomes of Victorian Needle and Syringe Programs. This snapshot ran from 31 Aug – 13 Sept 2020.

There were **1034 service contacts** in this round that answered the Snapshots survey.

706 (71%)
Access Health St Kilda

46 (4%)
Carrington Health Box Hill/CHOPER

130 (13%)
North Richmond Community Health

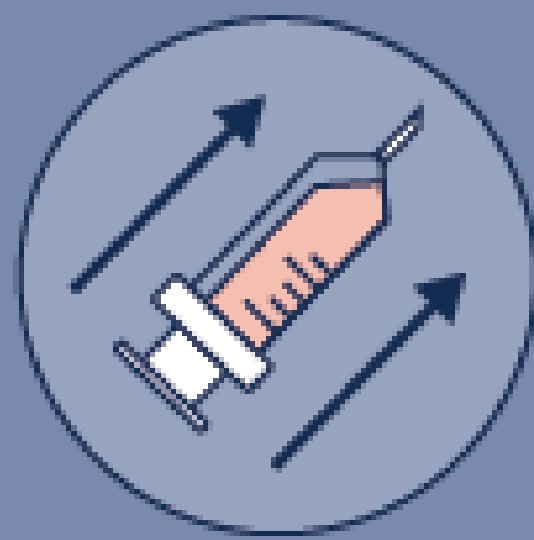
56 (6%)
cohealth Braybrook

64 (6%)
Healthworks Footscray

29% drug use decreased



46% drug use remained stable

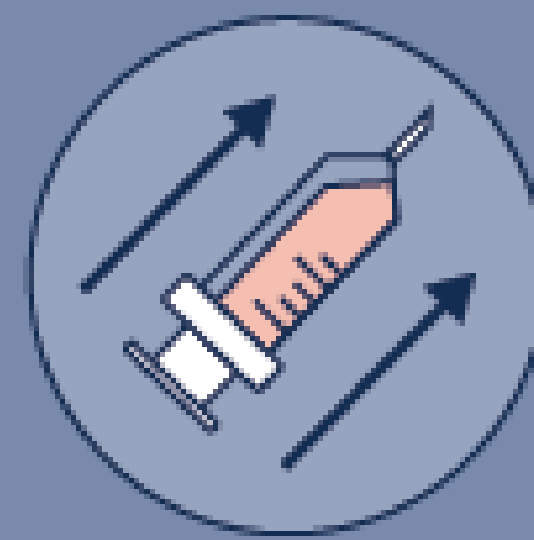


24% drug use increased

44% drug use decreased



33% drug use remained stable

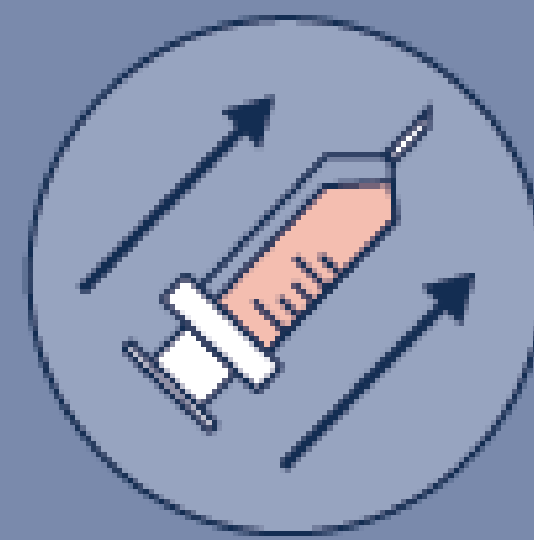


18% drug use increased

25% drug use decreased



39% drug use remained stable

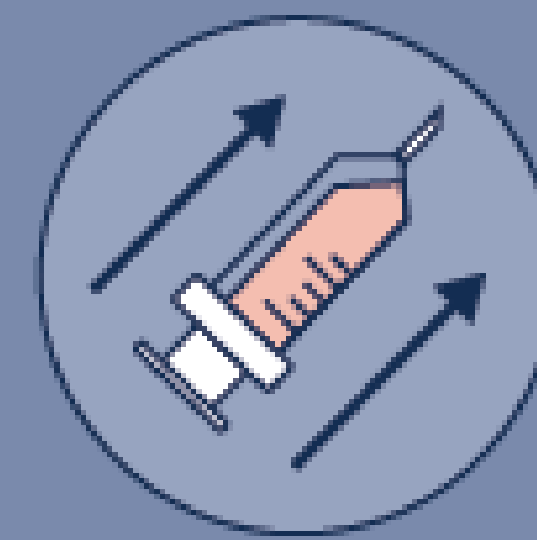


33% drug use increased

29% drug use decreased



46% drug use remained stable

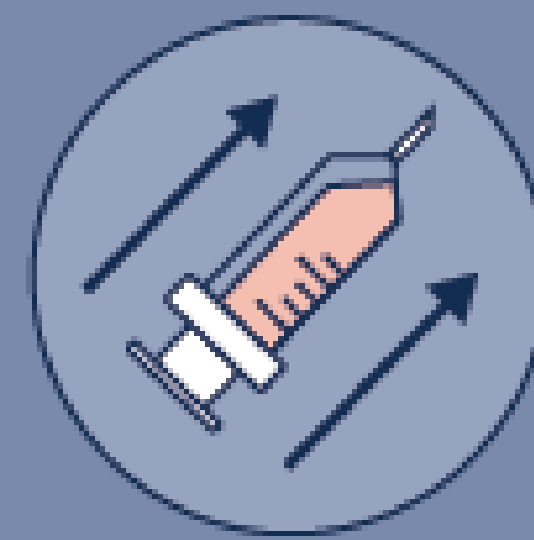


25% drug use increased

51% drug use decreased



37% drug use remained stable



13% drug use increased

n=150
(22%)



n=9
(20%)



n=52
(44%)



n=11
(20%)



n=12
(19%)



of contacts had experienced interactions with police

Last drug injected:

*Other: PIEDs, pharmaceuticals, cocaine, MDMA, mixtures

43%
50%
6%*

34%
61%
4%*

82%
16%
<5%*

77%
21%
<5%*

63%
27%
<5%*

NSP Snapshots Study

ACCESS HEALTH ST KILDA



Access Health
and St Kilda 24/7
Needle and
Syringe Program

Results from the third quarterly two-week snapshot: September 2020

The NSP Snapshots study aims to identify service use trends and describe service user experiences, needs and outcomes of Victorian Needle and Syringe Programs. This snapshot ran from 31 Aug – 13 Sept 2020.



738
contacts



495
contacts



657
contacts

Since Stage 4 COVID-19 restrictions began,

29% Use
decreased



43% unable to afford
15% chose to reduce use
15% unable to travel to dealer
13% drug of choice is poor quality
8% drug of choice unavailable
6% other
4% started treatment

46% of
contacts
reported that
their drug use
remained
stable

24% Use
increased



25% more
disposable
income
31% drug of
poor quality
43% other

22%



of contacts had experienced
interactions with police

Of which:

21%
nothing
happened

30% were
issued a
warning



Some were fined:

- 18% for breaching curfew
- 11% being out of the house for a non-essential reason
- 11% being further than 5km from home
- 5% for not wearing masks

Some were arrested:


- 5% for a drug-related charge
- 6% for something else

Last drug injected:

Sept 2020:

June 2020:

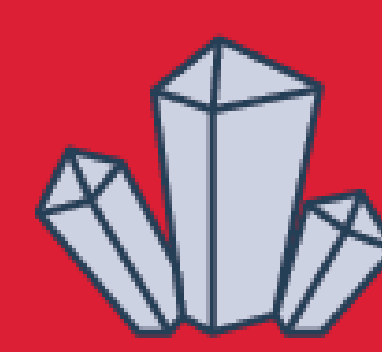
Heroin



43%

50%

Meth/
amphetamines



50%

43%

PIEDS



3%

3%


Pharmaceuticals



2%

2%

Other



1%

2%

Other: cocaine, MDMA, mixtures | PIEDs: Performance or Image Enhancing Drugs

NSP Snapshots Study

CARRINGTON HEALTH BOX HILL & CHOPER

Results from the third quarterly two-week snapshot: September 2020

The NSP Snapshots study aims to identify service use trends and describe service user experiences, needs and outcomes of Victorian Needle and Syringe Programs. This snapshot ran from 31 Aug – 13 Sept 2020.



46 contacts



37 contacts

Since Stage 4 COVID-19 restrictions began,

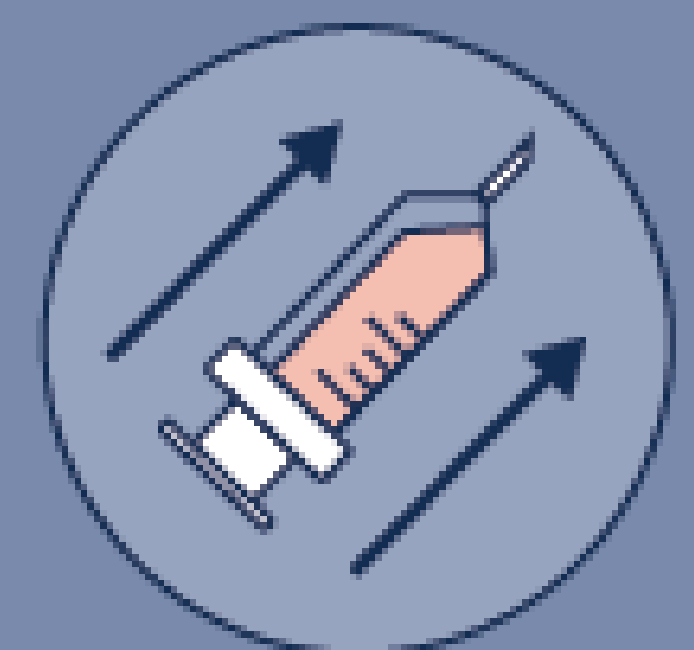
44% use decreased



Of which: 70% were unable to afford their drug of choice

33% of contacts reported that their drug use remained stable

18% use increased




20%



of contacts had experienced interactions with police

47%




think drugs are harder to access (June survey)

Last drug injected:

Sept 2020:

June 2020:

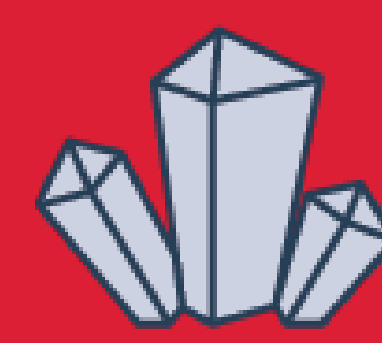
Heroin



35%

46%

Meth/amphetamines



61%

38%

PIEDs



<5

<5


Pharmaceuticals



<5

<5

Other



0

<5

Other: cocaine, MDMA, mixtures | PIEDs: Performance or Image Enhancing Drugs



For more info or to contact: <https://creidu.edu.au/>

WWW.HRVIC.ORG.AU

NSP Snapshots Study

NORTH RICHMOND COMMUNITY HEALTH

Results from the third quarterly two-week snapshot: September 2020



The NSP Snapshots study aims to identify service use trends and describe service user experiences, needs and outcomes of Victorian Needle and Syringe Programs. This snapshot ran from 31 Aug – 13 Sept 2020.



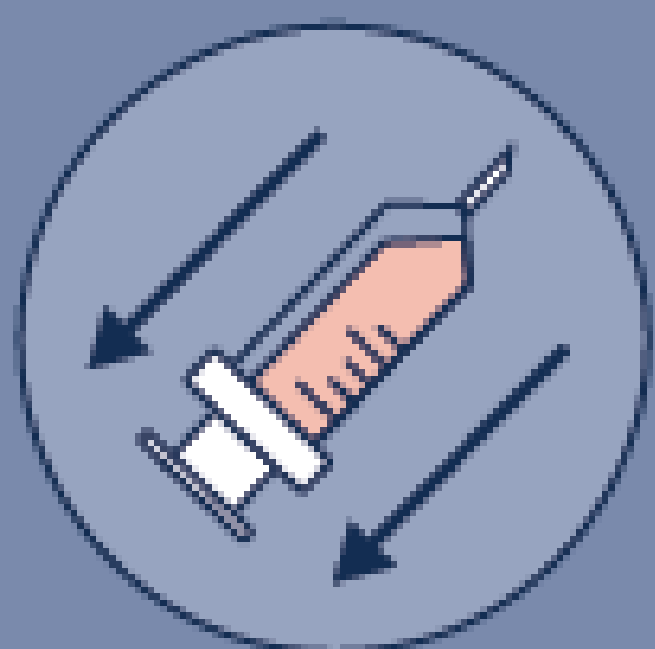
130 contacts



33 contacts

Since Stage 4 COVID-19 restrictions began,

25% use decreased



Of which:
36% unable to afford
29% started treatment

39% of contacts reported that their drug use remained stable

33% use increased



Of which:
18% more disposable income
32% drug of poor quality
50% other

44%



Of which:

21% nothing happened

37% were issued a warning



Some were fined:


- 19% for not wearing masks
- 13% being out of the house for a non-essential reason
- 13% for breaching curfew
- 10% being further than 5km from home

Last drug injected:

Sept 2020:

June 2020:

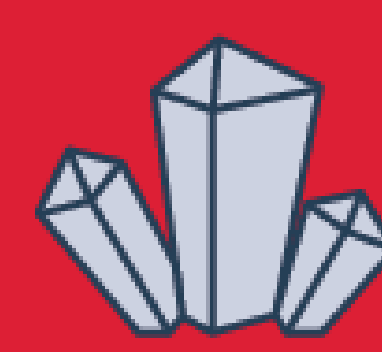
Heroin



82%

76%

Meth/amphetamines



16%

18%

PIEDs



<5

<5


Pharmaceuticals



<5

<5

Other



0

<5

Other: cocaine, MDMA, mixtures | PIEDs: Performance or Image Enhancing Drugs



For more info or to contact: <https://creidu.edu.au/>

WWW.HRVIC.ORG.AU

NSP Snapshots Study

COHEALTH BRAYBROOK

Results from the third quarterly two-week snapshot: September 2020



The NSP Snapshots study aims to identify service use trends and describe service user experiences, needs and outcomes of Victorian Needle and Syringe Programs. This snapshot ran from 31 Aug – 13 Sept 2020.



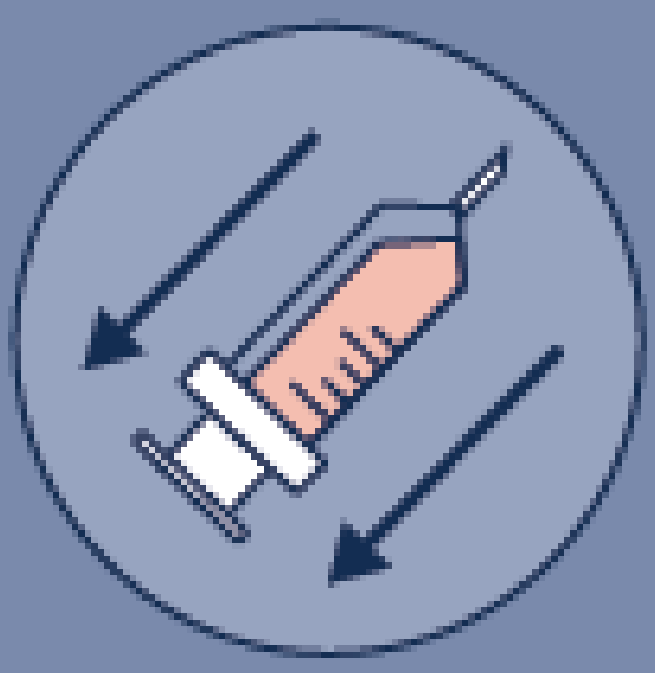
56 contacts



26 contacts

Since Stage 4 COVID-19 restrictions began,

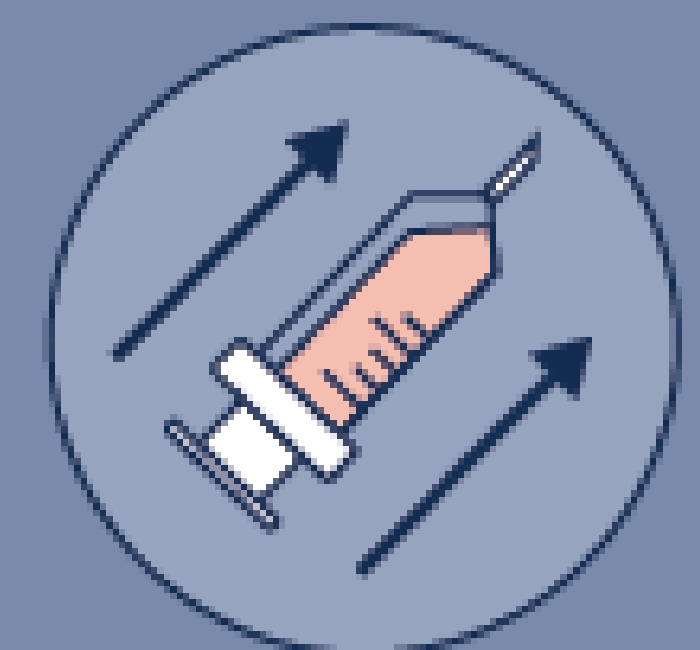
29% use decreased



Of which: 88% were unable to afford their drug of choice

46% of contacts reported that their drug use remained stable

25% use increased




20%



of contacts had experienced interactions with police

38%




think drugs are harder to access (June survey)

Last drug injected:

Sept 2020:

June 2020:

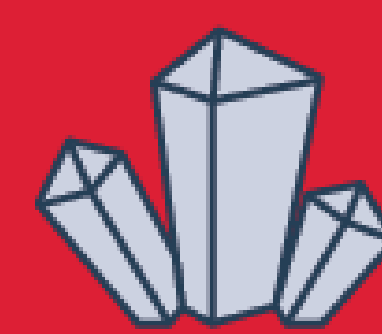
Heroin



77%

73%

Meth/amphetamines



21%

19%

PIEDs



0

<5


Pharmaceuticals



0

<5

Other



<5

<5

Other: cocaine, MDMA, mixtures | PIEDs: Performance or Image Enhancing Drugs



For more info or to contact: <https://creidu.edu.au/>

WWW.HRVIC.ORG.AU

NSP Snapshots Study

HEALTHWORKS FOOTSCRAY



Results from the third quarterly two-week snapshot: September 2020

The NSP Snapshots study aims to identify service use trends and describe service user experiences, needs and outcomes of Victorian Needle and Syringe Programs. This snapshot ran from 31 Aug – 13 Sept 2020.



64 contacts



59 contacts



21 contacts

Since Stage 4 COVID-19 restrictions began,

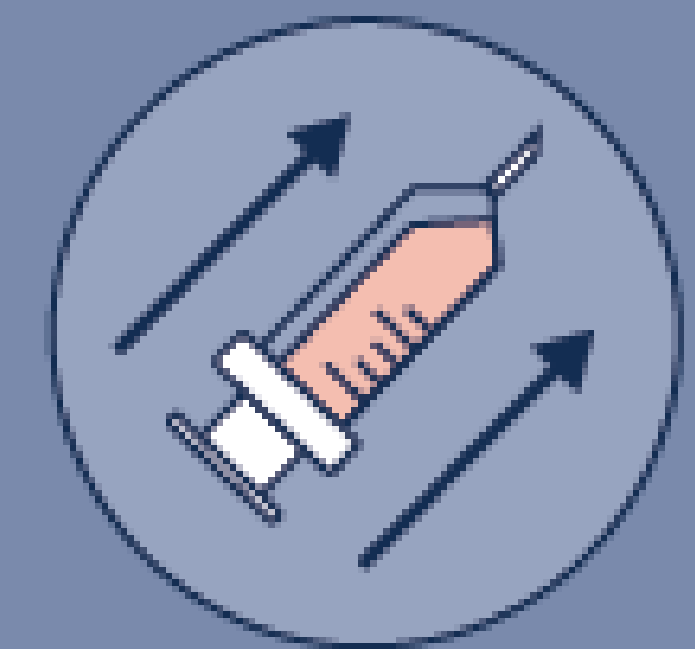
51% use decreased



Of which: 45% were unable to afford their drug of choice

37% of contacts reported that their drug use remained stable

13% use increased




19%



of contacts had experienced interactions with police

36%



think drugs are harder to access (June survey)

32%




had been tested for COVID-19 (June survey)

Last drug injected:

Sept 2020:

June 2020:

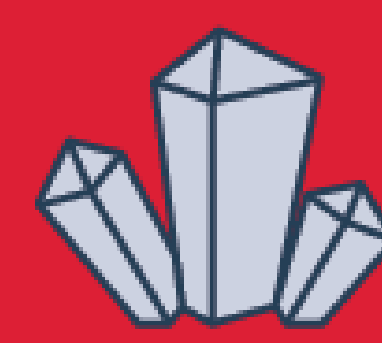
Heroin



63%

71%

Meth/amphetamines



27%

14%

PIEDs



<5

<5


Pharmaceuticals



<5

<5

Other



<5

<5

Other: cocaine, MDMA, mixtures | PIEDs: Performance or Image Enhancing Drugs



For more info or to contact: <https://creidu.edu.au/>

WWW.HRVIC.ORG.AU

NSP Snapshots Study

COHEALTH FOOTSCRAY & BRAYBROOK

Results from the third quarterly two-week snapshot: September 2020

The NSP Snapshots study aims to identify service use trends and describe service user experiences, needs and outcomes of Victorian Needle and Syringe Programs. This snapshot ran from 31 Aug – 13 Sept 2020.



FOOTSCRAY



64 contacts

BRAYBROOK



56 contacts

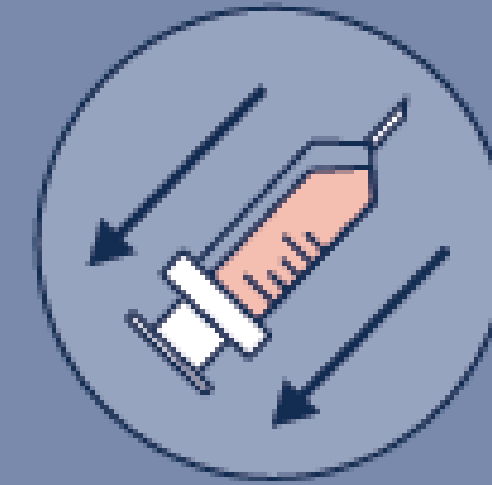
Since Stage 4 COVID-19 restrictions began,

51% use decreased



Of which:
45% were unable to afford their drug of choice

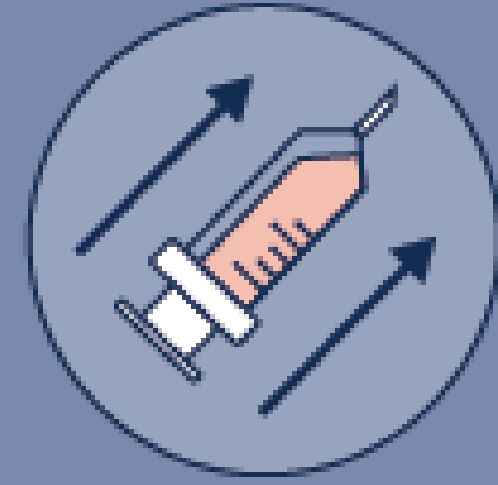
29% use decreased



Of which:
88% were unable to afford their drug of choice

37% of contacts reported that their drug use remained stable

13% use increased



46% of contacts reported that their drug use remained stable

25% use increased



19%



of contacts had experienced interactions with police

Of which:

- 8 (7%) nothing happened
- 6 (5%) were issued a warning
- 7 (6%) were issued a fine

20%




Last drug injected:

Footscray:

Braybrook:

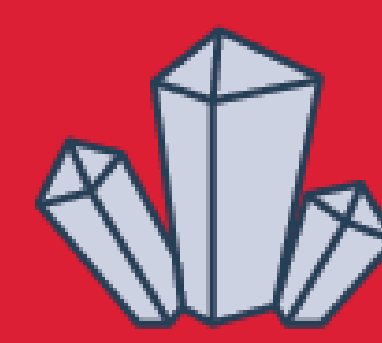
Heroin



63%

77%

Meth/ amphetamines



27%

21%

PIEDs



<5

0


Pharmaceuticals



<5

0

Other



<5

<5

Other: cocaine, MDMA, mixtures | PIEDs: Performance or Image Enhancing Drugs



For more info or to contact: <https://creidu.edu.au/>

WWW.HRVIC.ORG.AU